

Dear Data

Lesson 4: The Key to the Data



Learning Intentions & Success Criteria

- Learning Intentions
 - Be able to extract relevant information from my data
 - Design a theme/key for my visualisation
- Success Criteria
 - Designed the key for my visualisation
 - Started to work on my visualisation using my key

Starter Task: using a key

You have been given a data visualisation.

Using the key can you work out what the data contained in the visualisation is?

Can you find something interesting in the data visualisation (a pattern, something bigger or smaller, something missing)

Does your reading of data match the others with your visualisation

What is a key?

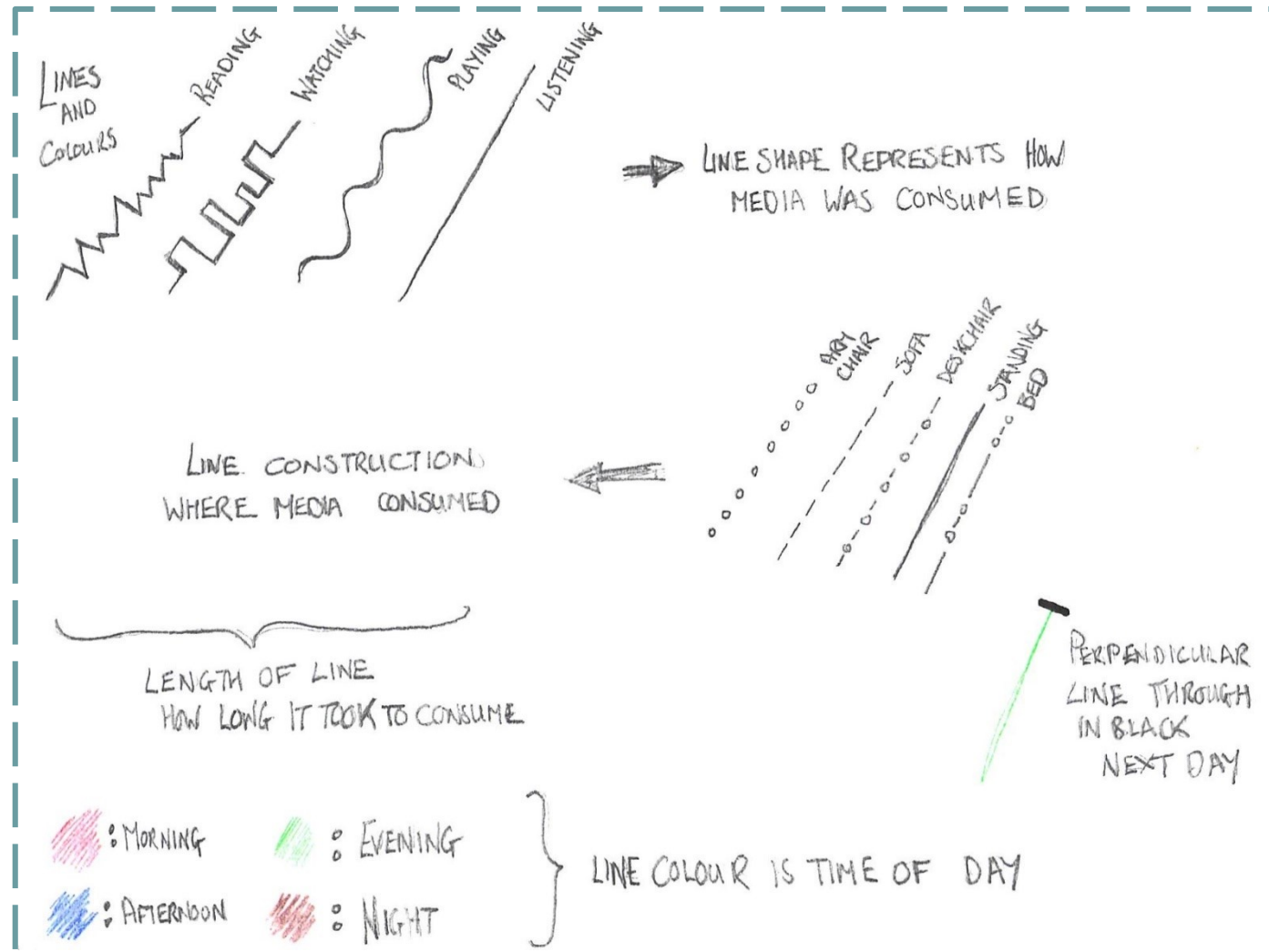
- A key allows us to either lock or unlock
- In a visualisation the key exists to:
 - Allow others to read and interpret your data.
 - Allow you to present the data

Your Key

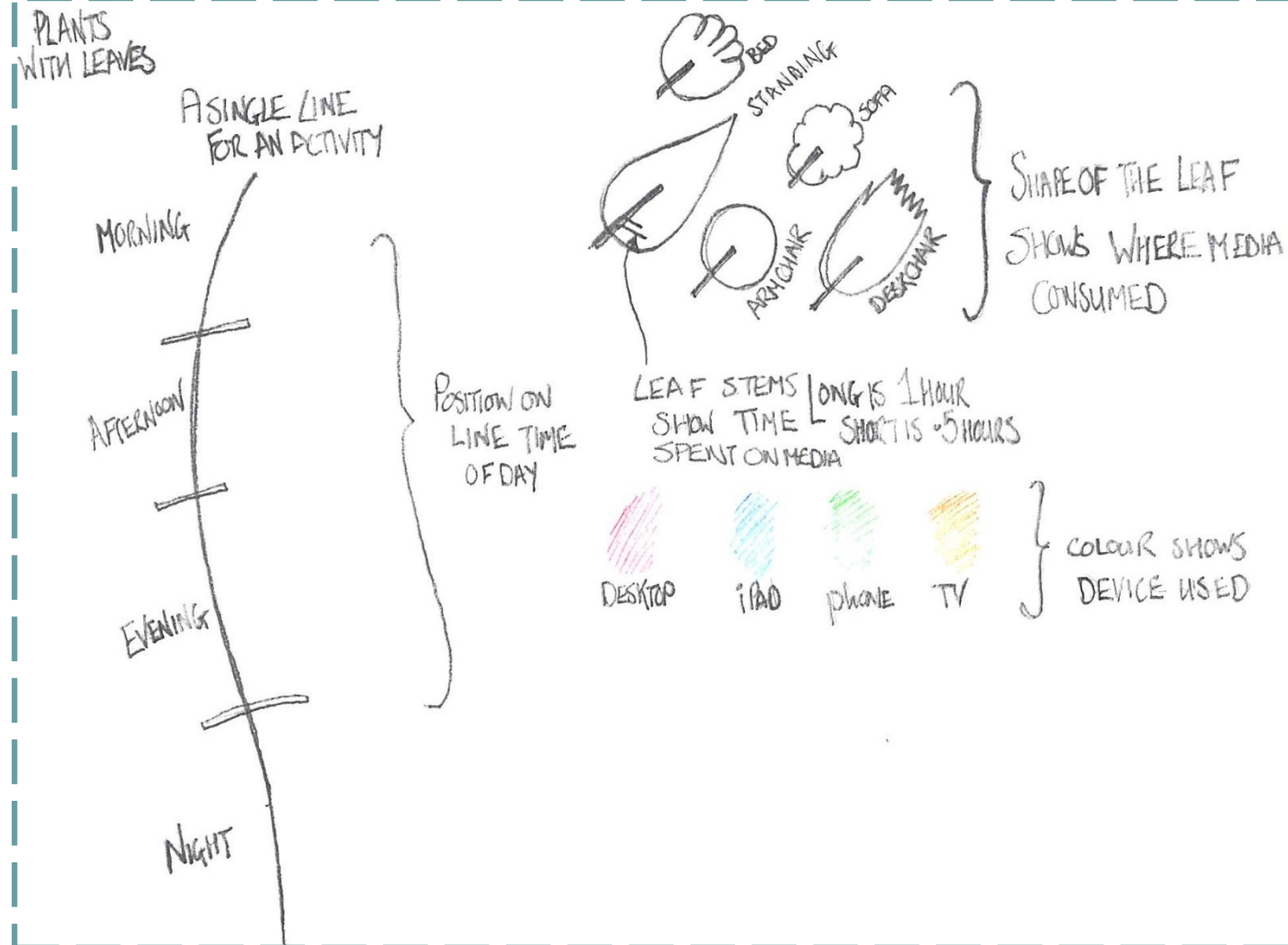
- Will show how your theme and layout change in order to represent the data you collected.

This is what each colour, size, line, graphic, icon, etc in your visualisation will represent.

Example 1: Line theme data key




Example 2: Leaf theme data key




Example 3: Shapes theme data key



Example 4: Teeth theme data key



Example 5: LightSaber theme data key



Your task: Create your final key

- Most of the data should be explained in the key before you start work on the final visualisation
- You may by accident miss out some data in categories so leave a little space in each are of the key to allow for any forgotten data to be added
- Each of the interesting data from your tally charts unique responses should have an element in your key.

Moving on to your final visulisation

- Divide up your visulisation as you planned in the planning task.
(sections, columns, axis, boxes, etc)
- Each data item (individual box in the homework) on your homework should be represented in the visualisation.
- This is not a race take you time and make it the best you can.

If you require this document in an alternative format, such as large print or a coloured background, please contact Claire Sowton, data.schools@ed.ac.uk or Moray House School of Education and Sport, St John's Land, Holyrood Road, Edinburgh, EH8 8AQ

